

English

>> HP Home

>> Products & Services

>> Support & Drivers

>> Solutions

>> How to Buy

>> Contact HP

Search:

 [Forums advanced search](#) IT Resource Center (Forums) All of HP (US)[IT Resource Center Forums](#) > [Servers](#) > [ProLiant servers \(ML,DL\)](#)

SmartStart CD for Windows Server 2008




>> IT Resource Center

>> Login
>> Register
>> My profile

>> Search knowledge base
>> **Forums**
>> Patch database
>> Download drivers, software and firmware
>> Warranty check
>> Support Case Manager
>> Software Update Manager
>> Training and Education
>> More maintenance and support options

>> Online help
>> Site map

Member icons

 HP moderator
★ Expert in this area

Member status

 ITRC Pro
250 points


 ITRC Graduate
500 points

 ITRC Wizard
1000 points

 ITRC Royalty
2500 points

 ITRC Pharaoh
7500 points

 Olympian
20000 points

 1-Star Olympian
40000 points

 2-Star Olympian
80000 points

>> How to earn points

>> Support forums
FAQs

Question status

[Start New Thread >>](#)[Notify Me >>](#)[Reply >>](#)

Author

Subject: SmartStart CD for Windows Server 2008 [Rookie79](#)

Feb 26, 2008 09:01:10 GMT

Is there a SmartStart CD with support for Windows Server 2008?

Thanks

Note: If you are the author of this question and wish to assign points to any of the answers, please login first. For more information on assigning points, click [here](#)

Sort Answers By: [Date](#) or [Points](#)[Rookie79](#)

Feb 26, 2008 16:10:17 GMT N/A: Question Author

My solution:

-install without SmartStartCD
-download PSP 7.95 and install

That's not the best way but everything seems to work fine.

[Rob Leadbeater](#)

Feb 26, 2008 19:31:52 GMT Unassigned

Hi,

I doubt you'll see support in SmartStart until Windows Server 2008 gets officially released.

Cheers,

Rob

[Mi6t0](#)

Feb 26, 2008 21:05:58 GMT Unassigned

Yes, there is only the PSP available for now... Smartstart - maybe soon. Officially windows 2008's start is 27th february (tomorrow) so we can expect it soon.

Smart start 8 is planned for the end of march.

Regard,

[juan quesada](#)

Feb 27, 2008 01:58:30 GMT Unassigned

hi,

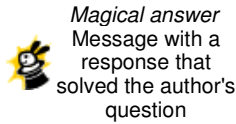
not even the machines support them




<http://h71028.www7.hp.com/enterprise/cache/458915-0-0-0-121.html>[Karlo](#)

Feb 27, 2008 02:41:27 GMT Unassigned

hi

check this list
page 9

**Favorites status**

-  Add to my favorites
-  Delete from my favorites
-  Thread closed

<http://h20000.www2.hp.com/bc/docs/support/SupportManual/c00710606/c00710606.pdf>

regards

[juan quesada](#) Feb 27, 2008 02:46:42 GMT Unassigned



Nice to know, mismatch of info in the web site
thanks carlos

[Karlo](#)  Feb 27, 2008 20:19:14 GMT 10 pts

hey guys

I just found it

http://h18004.www1.hp.com/products/servers/software/microsoft/OS/Windowslonghorn_overview.html

regards


[juan quesada](#) Feb 27, 2008 21:32:44 GMT Unassigned



and I found that the new FW CD supports windows 2008

New Firmware CD Features
New Operating system support:
Microsoft Windows Server 2008
Red Hat Linux 5 Update 1 (x86 and AMD 64/EM64T)
Red Hat Linux 4 Update 6 (x86 and AMD 64/EM64T)
SuSE Linux Enterprise Server 9 SP4 (x86 and AMD 64/EM64T)

<http://h20000.www2.hp.com/bizsupport/TechSupport/SoftwareDescription.jsp?swltem=MTX-6e09964448994337ad23016691&lang=en&cc=us&idx=0&mode=4&>

[Karlo](#)  Feb 27, 2008 23:04:48 GMT Unassigned

I forgot to specify

Smartstart for W2008 x32 bits is in that link

something else

I found that link in the morning and it was Smartstart for x64 but now is you check again the link is says coming soon something weird

Regards

[juan quesada](#) Feb 27, 2008 23:09:53 GMT Unassigned



Funny, yesterday the OS matrix I sent didn't talked about w2k8 however if you click in the link again it will show w2k8.....We'r working faster that the webmaster....

[Rookie79](#) Feb 28, 2008 09:55:08 GMT N/A: Question Author

I try the new SmartStart 8.00 but it ask for a flat file and don't accept the WS2008 DVD.

Any ideas?

[Rookie79](#) Feb 28, 2008 14:09:46 GMT N/A: Question Author

The other way works, first WS 2008 DVD then PSP 8.00, but I will use the SmartStartCD.

[Henrik Stade](#) Feb 29, 2008 06:41:24 GMT Unassigned

Smartstart cd doesnt work?

Tried to install Windwos Srv 2008 std Edt about 10 times now but always get the message: Windows could not parse or process unattend answer file
c:\windows\panther\unattend.xml

However if i first install Windows srv 2008 and then aply all aoftware from the psp8.0 file it seems to work.

Any ideas? Problem with the new samrtstart cd?

Thansk alot in advance!

[Henrik Stade](#) Feb 29, 2008 06:45:40 GMT Unassigned

Also tried the installation from flat files/networkshare etc.. same result no matter what media/files I use. Seems to be a problem with the unattend answer file created by smartstart cd.

[AtlantaJohn](#) Mar 27, 2008 16:24:08 GMT Unassigned

It looks like the ftp site is having problems. YOur can connect to the site but it won't allow any downloads....

[Florian Tepe](#) Apr 25, 2008 06:19:56 GMT Unassigned


Hey guys,

I have also the problem that SmartStart 8 asks for a FlatFile. I have only the choice to browse for a flat file, but I havn't really found something on the Windows Server 2008 Std. w/o Hyper V 32bit Edition DVD.

Would be nice if someone has an idea where the flat file could be...

I startet a call at the HP Support, but they didn't know either...

I could intall Windows Server 2008 Std. w/o Hyper V 32bit Edition without the SmartStart CD but it should also work with it I guess.

[Karlo](#)  Apr 25, 2008 06:28:14 GMT Unassigned

hi Florian

would you mind to post an screenshot about the issue your having for further research or specify a little more

thanks

[Florian Tepe](#) Apr 25, 2008 07:43:12 GMT Unassigned

Hi,
I installed already the Server 2008 OS and it's too late to make a screenshot ;)


But I can give detailed informations:

1. I created a RAID 1+0
2. I inserted the Smart Start 8.00 X32 for 32bit OS
3. I checked the RAID with the ACU in Smart Start 8.
4. I startet to begin the Server Setup/Installation.
5. I selected Windows Server 2008 Std.
6. Selected DVD as source (Then automatically FlatFile was selected as a second option and I had no choice to change it to .iso image.
7. Entered the product Key of Windows Server 2008.
8. Selected the option to install SNMP service.
9. Smart Start formatted the Hard Disks.
10. I insertet the Server 2008 DVD when I was afforted to do so.
11. Then he asks me to browse for a flat file and thats the point where I didn't know how to go Ãn, because every folder I choosed on the DVD didn't contain a valid flat file (I still don't really know what a flat file is ;))

So I hope this is detailed enough and quite understandable...

I'm a german user and maybe my english is not the best.

So far, Florian Tepe

[Karlo](#)  Apr 25, 2008 08:47:10 GMT Unassigned



got it, thanks for the feedback

I was trying to load an SSCD and saw that let me do more test in my lab to find out what that SSCD is asking

regards

[Florian Tepe](#) Apr 25, 2008 10:44:03 GMT Unassigned

I just installed a Server (ML370G5) with the new Smart Start 8.00. Now the OS is Windows Server 2003 Ent. and Smart Start does not ask for a flat file and I have done so as described in my post before...
Seems to be a problem with the Server 2008 DVD. It contains no i386 folder any more like Vista. Maybe there is a problem and Smart Start scans for such a folder...
Don't know...

[Karlo](#)  Apr 26, 2008 05:06:47 GMT Unassigned 

hi Florian

I could test Windows 2008 in the lab so
this is the solution:

the only option is and will flat files for Windows 2008 so you select that continue when the Smartstart ask you for a OS directory

you have to right down

```
/mount/dvd/
```

Select continue and windows 2008 will install just fine

it is weird because it seems like your looking for a file but you don't know which one...

check my attached files

regards


[Karen Holt](#) Apr 30, 2008 05:32:23 GMT Unassigned

Yes, I am having the same problem with the unattend.xml error message when setup is nearly complete using Smart Start 8 and can't install W2K08 any other way without a BSOD - has anyone found a way around this error?

[evgenn](#) May 6, 2008 11:23:01 GMT Unassigned

I have the same issue during installation W2k8 Ent x86:
"Windows could not parse or process unattend answer file
c:\windows\panther\unattend.xml"

Our company purchased a new server DL360G5, I updated all firmware which available at this time, I'm using SmartStart 8.0 x86, it officially supports W2k8 but I got this error every time I tried to install W2k8 via SmartStart.

[evgenn](#) May 6, 2008 22:13:31 GMT Unassigned 

Here the screenshot of my error.

[Capel](#) May 6, 2008 22:24:30 GMT Unassigned

hi

have you checked this

<http://support.microsoft.com/kb/947303>



regards

[evgenn](#) May 6, 2008 22:50:44 GMT Unassigned

Yes, I checked,
but I think it not related to this problem because answer file prepared during installation by SmartStart CD not by me. Also I suppose "ShowMediaCenter" option is not exist in anwer file for Server 2008 installation.

[Capel](#) May 6, 2008 23:01:12 GMT Unassigned

what about not using smartstart?

	regards	
evgenn	May 6, 2008 23:27:00 GMT	Unassigned
	Of course it works, but to me is more convenient to use SmartStart CD, also I would like to know the reason of this problem.	
Devin71	May 7, 2008 13:23:50 GMT	Unassigned
	Devin	
Melinda Cooper	May 12, 2008 21:43:25 GMT	Unassigned
	Yes, I'm seeing the same problem. After attempting to install W2K8 Enterprise Edition in our test lab several times and coming up with this error in the answer file, I see others are having the same problem. Since it's been a few days I was wondering if anyone has come up with a solution. I'm using SmartStart V8. I'm installing on a DL360, G4 with 4 gb of memory.	
Peter K.	May 13, 2008 15:35:48 GMT	Unassigned
	I can't seem to get past the error looking for the media. Getting error "invalid entry: /mount/dvd/". I have successfully stumped support on this. Hopefully they will take this back to the SmartStart team and have the entire 8.0 CD re-evaluated. I will post here IF I get a resolution.	
Melinda Cooper	May 13, 2008 16:27:37 GMT	Unassigned
	I'll anxiously wait to here. I checked with Microsoft and they refer to the KB article 934308 which really isn't any help.	
Stephen Pradeep Kotian	May 15, 2008 14:50:22 GMT	Unassigned
	Just type "/mount/dvd" and it will fix the issue. We tried it in our lab and works fine.	
Norm G	May 17, 2008 07:51:18 GMT	Unassigned
	Same boat here, tried both the Smart Start 8 CD that came with my new DL380 G5, as well as the downloaded SmartStart CD ISO downloaded 5/15/08 - neither one will accept either of two diff copies of Win2008 x64 Enterprise w/o Hyper-V. The "/mount/dvd" or "/mount/dvd" does NOT work for me. One wonders if anyone at HP bothered to actually test SmartStart 8.00 with a Win2008 DVD before they released it, and how the heck SS 8.00 has been out nearly two months with no fix for this. Ridiculous. While we all wait for someone at HP to wake up, here's the interim solution for a new installation on HP server: 1) Configure array (either with F8 key to enter BIOS rom of array controller, or by booting SmartStart DVD) 2) Boot Windows 2008 off DVD and install 3) Install PSP 8.0 (Product Support Pack) - which installs all drivers. Net effect is the same as doing it with SmartStart, minus the small DOS partition that SS creates. -N.G.	
Karlo 	May 17, 2008 08:56:08 GMT	Unassigned 
	hi people look what I did maybe I have some extra time(lab time) see attached to understand what I mean	

there is a screen that says:

Please insert DVD media and press continue

you will get this screen before you have to write down: /mount/dvd/

OK OK

if you click continue without removing Smartstart CD (either physically or ilo) and write /mount/dvd/ you will get that message:
invalid entry

But but and only when you remove your Smartstart CD - insert your Windows DVD wait few seconds (as usual when you mount DVD-CDROM...) and click continue...

you just write /mount/dvd/ and will work

I tested 2 scenarios

conclusion:
follow that screen(instructions) I attached you wont have problems

regards

[KarenML](#)

Jun 23, 2008 18:28:08 GMT Unassigned

While it may have worked for you in two scenarios, it is still not working for most of us. I will try submitting an incident and let HP try it out in an environment other than your lab.

Regards,

Karen

[Karlo](#) 

Jun 23, 2008 20:55:12 GMT Unassigned

well my lab is an HP lab I work for HP

[juan quesada](#)

Jun 23, 2008 20:57:44 GMT Unassigned



agree with Karlo

[Stephen Pradeep Kotian](#)

Jun 24, 2008 09:34:12 GMT Unassigned

Karlo's response is appropriate as we have tried it in Our labs too and seems to work fine on multiple servers here.

[KarenML](#)

Jun 24, 2008 12:57:20 GMT Unassigned

Thank you. While the response may be appropriate to a degree, the next step would be to inquire further regarding the person's environment, versions in use, etc., just to verify all is correct. Otherwise, we are just left hanging.

Since I posted last, I was able to determine the problem in my case. It was not an issue with the hardware, the image, the process, etc. It was actually a technical error regarding the 8.0 version of SmartStart. We had inadvertently downloaded the x32 bit versus the x64 bit source for SmartStart 8.0.

Upon running the correct SmartStart and progressing to the point where the SmartStart DVD is swapped for the Windows DVD, and the source files are to be selected for W2K8, the DVD folder was already in the selection screen. Highlighting the DVD folder and subsequently clicking on the Select button allowed Windows to begin loading. I then successfully repeated the process on another server.

Bottom line in this case, check your source. :)

Regards,
Karen

[Karlo](#) 

Jun 24, 2008 16:51:05 GMT Unassigned

my environment was

dl320s - W2008 x32 - SmartStart 8 x32

DI580 G4 - W2008 x32 - SmartStart 8 x32

those were my test environment

yes some people have issues some people do not that's why I posted this

regards

[Matthew
Ingersole](#)

Jul 14, 2008 03:37:37 GMT Unassigned

Thanks Karen - you saved me from going crazy. I got someone else to download the smart start CD and didn't even think wether it was a 32bit version..

[Jamie A
Ferguson](#)

Jul 16, 2008 16:21:43 GMT Unassigned

I have a DL360 G5 and i'm trying to install Win 2K8 Ent on it but I keep on getting the Flat files error. I did what Karlo said and used the /mount/dvd/ trick which worked but after it installed i'm now getting a BSOD with BugCheck USBdriver error.

[Karlo](#) 

Jul 16, 2008 16:31:18 GMT Unassigned

jamie

for the USB BSOD error update your firmware specially ilo 2 firmware

page 23, issue 3

<http://h20000.www2.hp.com/bc/docs/support/SupportManual/c00710606/c00710606.pdf>

regards

[Jamie A
Ferguson](#)

Jul 17, 2008 15:49:18 GMT Unassigned

Thanks Karlo it's worked :-)

[Karlo](#) 

Aug 15, 2008 06:11:46 GMT Unassigned

apart of using /mount/dvd/ or /mount/usb1/ (when using usb key) I should add

remember there is Smartstart 8.0 x32 for x32 bits OS and also we got Smartstart 8.0 x64 for x64 bits OS

regards

[K Crevier](#)

Aug 15, 2008 23:14:06 GMT Unassigned

I seem to be having the same problem with a DL380G5. The only smartstart CD that was shipped with the server is the X32. Can I download the X64 iso? I questioned if the DVD source was bad but it loads without the smartstart. This is a test for now so it really doesn't matter but when I go live I would like to blow it all away and use smartstart to load it correctly. Help!! Help!!

[Karlo](#) 

Aug 15, 2008 23:21:05 GMT Unassigned

links below

smartstart 8.0 x32

<http://h20000.www2.hp.com/bizsupport/TechSupport/SoftwareDescription.jsp?lang=en&cc=us&prodTypeId=15351&prodSeriesId=1121516&prodNameId=3288134&swE nvOID=4022&swLang=8&mode=2&taskId=135&swItem=MTX-8324160be431440195dca1d613>

smartstart 8.0 x64

<http://h20000.www2.hp.com/bizsupport/TechSupport/SoftwareDescription.jsp?lang=en&cc=us&prodTypeId=15351&prodSeriesId=1121516&prodNameId=3288134&swE nvOID=4024&swLang=8&mode=2&taskId=135&swItem=MTX-6eb1f0ddad564c9cafa94b5823>

[K Crevier](#)Aug 16, 2008 00:34:06 GMT Unassigned

WOW the X64 Smartstart worked....I got past the /mount/dvd... thank you for the fast response. 64 bit around the corner :)

[Jeremy Richardson](#)Sep 9, 2008 14:18:50 GMT Unassigned

I received the Smart Start 8.0.0 disc with a new ML350 G5, and when it asks me to insert the Windows 2008 Standard x64 media, it won't accept:

\mount\dvd\ (configured to look for dvd/flat file; Pressed DVD from MS)
or

\mount\usb1\ (configured to look for usb/.iso; .iso DVD on USB key from MSDN)

i can navigate to both paths and I was able to mount an explore the .iso on another machine.

-Is this something that's going to be fixed?


-Are there any ill effects of installing directly from the Windows DVD and then installing the PSP?

[LBDWAG](#)Sep 9, 2008 20:25:57 GMT Unassigned

I have received this error on a DL580-G5 using both USB/ISO and standard DVD media for Windows 2008 x64 with the SS 8.0 x64 version.

I have used all of these methods to install 2k8x64 on multiple DL380's without issue.

I am not trying a plain install; directly off the DVD media that I had tried using with SS. Hopefully I will remember to post an update with the result.

[Karlo](#) Sep 12, 2008 22:28:55 GMT Unassigned

hi guys

any of you fix the issue with the unattended message?

"Windows could not parse or process unattend answer file
c:\windows\panther\unattend.xml"

bye

[Elle](#)Oct 21, 2008 15:57:03 GMT Unassigned

I am trying to install w2k08 via an ISO.

At "Browse for Media Souce" I seleted the W2K08 mounted ISO file (ss 64-bit/w2k08) and get invalid entry. I did type the /mount/dvd with no success. I used an ISO of SS and was able to use it successfully with a w2k08 dvd. Has anyone found a solution to this? I mounted and unmounted the image. it the correct image mounted. I dismounted the SS and mounted the w2k08 image. I also tried it as a DVD sound and a flat file souce with no success with either selection. Any help would be appreciated.

[Brokenjeep](#)Oct 24, 2008 16:23:52 GMT Unassigned

So it looks like the DL380's are still shipping with the smart start that gives the following error..

"Windows could not parse or process unattend answer file
c:\windows\panther\unattend.xml"

I havn't seen this error resolved, did anyone get a positive reply?

I am downloading the HP SmartStart CD x32 and will post if Version: 8.10 (15 Sep 2008) works.

Thanks..Cam

[Brokenjeep](#)Oct 24, 2008 16:24:11 GMT Unassigned

So it looks like the DL380's are still shipping with the smart start that gives the following error..

"Windows could not parse or process unattended answer file
c:\windows\panther\unattend.xml"

I haven't seen this error resolved, did anyone get a positive reply?

I am downloading the HP SmartStart CD x32 and will post if Version: 8.10 (15 Sep 2008) works.

Thanks..Cam

[Sangram](#) ★ Oct 24, 2008 19:32:25 GMT Unassigned

To fix the "Windows could not parse or process unattended answer file
c:\windows\panther\unattend.xml" during Windows installation using Smartstart perform the below steps:

In the SNMP configuration page during the Smart Start process use different texts for the monitor and the control community strings. The text in both these fields should not be the same.

[Brokenjeep](#) Oct 24, 2008 19:49:19 GMT Unassigned

Wow Sangram, I hope that's all it is! The new Smartstart (8.1) didn't give me any more descriptive an error. I will confirm back, but I can't tell you how much I appreciate the quick post!

Thanks,Cam

[Brokenjeep](#) Oct 27, 2008 13:54:22 GMT Unassigned

That worked perfectly, thanks again for the quick reply.

[zuro](#) Nov 26, 2008 12:49:08 GMT Unassigned

I have exactly the same problem with Core instalation of HYPERV-V server, cannot proceed with flat files so I trying to use image and also no succes. I have newest smart start CD 8.15 x64, what did they release again :-(

[simonp169](#) Dec 18, 2008 19:21:44 GMT Unassigned

We had the same problem but upgrading the ilo firmware to 1.70 seemed to fix the issue.

Hope it helps.

[Vague Assumption](#) Jan 13, 2009 15:18:52 GMT Unassigned

Has HP come up with a solution for this?

I'm installing a DL360G5 in a hurry and I'm afraid I'm going to have to redo the whole thing because I without SmartStart, I don't have a way to get the insight manager drivers loaded. I open the System Management Home Page and see nothing.

I'm installing from MSDN media and that provides the files in .WIM format, which SmartStart doesn't seem to want to deal with at all.

Can someone help me just by advising me how to get the HP Insight Manager drivers on without blowing up the computer?

[Roger Griffiths](#) Jan 15, 2009 22:05:19 GMT Unassigned

We have encountered the same problem. Googled it with nothing useful coming through. This was on a new DL360 G5 server with DVD player installed.

We would always get invalid /mount/dvd/

In the end we took out a DVD player from another server and swapped out the one in the new server. The install worked fine!

We can see nothing different between DVD player models, so have to conclude it was just a temperamental DVD player.

[Vague Assumption](#)

Jan 19, 2009 15:21:12 GMT Unassigned

On my server, the one I installed by booting off the MSDN DVD with the one big honkin' .wim file with all versions in it, I wasn't able to get the insight manager drivers loaded by resorting to my older versions of SS. They were all version 8.0 or 7.91.

However, the ProLiant SupportPak from the 8.15 x64 Smart Start did allow me to install the drivers. Whew! Looking forward to my next build when I find out whether 8.15x64 SS will handle .wim file file format.

[ravikirannetha](#)

Jan 20, 2009 05:37:18 GMT Unassigned

Installing Win2k8 with smartstart.

Boot the server follow the steps below:

- 1) Configure array (either with F8 key to enter BIOS rom of array controller, configure logical drives.
- 2) Boot Windows 2008 DVD and install OS.
- 3) Install PSP 8.2 (Product Support Pack) - which installs all drivers.
- 4) check HP ProLiant array configuration utility. check RAID configuration. RAID 1+0, RAID 5+1.

Contact
Ravikiran
919705199330

[Ryan Maider](#)

Jan 21, 2009 13:56:23 GMT Unassigned

I am using SmartStart 8.15 still with the same issue Invalid Entry:/mount/dvd/ Did HP just not test this with 2008? I followed Karlo's instructions still no success.

[Stephen Evans](#)

Jan 21, 2009 14:15:22 GMT Unassigned

We also have the same problem of mounting WS2008 from either DVD Flat files or USB ISO

DL380G5 SS 8.15

[Ryan Maider](#)

Jan 21, 2009 16:30:09 GMT Unassigned

SUPPORT COMMUNICATION - CUSTOMER ADVISORY

Document ID: c01601312

Version: 1

Advisory: SmartStart- An "Invalid Entry" Message Will Be Displayed During a SmartStart 8.10 Assisted Installation of Windows Server 2008 if the "Without Hyper-V Media" Option is Chosen and the Operating System Cannot Be Installed

NOTICE: The information in this document, including products and software versions, is current as of the Release Date. This document is subject to change without notice.

Release Date: 2008-11-05

Last Updated: 2008-11-05

DESCRIPTION

The "Without Hyper-V" is a CD media set from Microsoft that completely disables Hyper-V in Windows Server 2008. The "Without Hyper-V" option is not enabled by default, however, and SmartStart Release 8.10 does not have the needed signatures to recognize the "Without Hyper-V" media. Therefore, if this CD media set is used during an Assisted installation, "Without Hyper-V" will not be an option in the OS selection tree. When browsing the Hyper-V media, the message invalid entry will be displayed when attempting the installation.

This occurs because SmartStart Release 8.10 is missing a data file needed for the Hyper-V media.

SCOPE

Any ProLiant server that support Windows Server 2008 and attempting an Assisted installation of the "Without Hyper-V" media.

RESOLUTION

A future release of SmartStart will contain the missing data file needed to install the "Without Hyper-V" media.

As a workaround, perform a manual installation of Windows Server 2008 when using the "Without Hyper-V" media.

This advisory will be updated when additional information becomes available.

[Nu IT](#)

Feb 1, 2009 20:36:01 GMT Unassigned

Unfortunately, the "Invalid Entry" problem still exists in SmartStart v8.15!!

Feeding SmartStart the Windows Server 2008 image file that contains Hyper-V will enable the installation process to proceed, although of course, your Windows installation will then include Hyper-V.

I alerted HP Technical Support to this continuing problem, so hopefully they'll escalate the info to engineering.

FWIW, I'm using a 2 GB USB flash drive (actually a 2 GB SD card plugged into a card reader) for the SmartStart "boot disk" created using the HP USB Key Utility, and a 16 GB USB Flash Drive to hold the large Windows Server 2008 DVD .iso image file.

In the time I composed this message and re-checked some facts, the WS2k8 installation completed! Gotta love the speed and efficiency gained by using flash drives instead of CD's/DVD's or iLo Virtual Drives!!! :-)

[MattLavallee2](#)

Feb 2, 2009 13:25:19 GMT Unassigned



Have you tried SmartStart 8.15(B)?

[Bob123](#)

Feb 16, 2009 16:46:13 GMT Unassigned

8.15B has the same problem. since this has been known about for some time now and is becoming one of the upper level Google searches I hope HP can get this fixed soon. Building without the diagnostics partition could be a tech support nightmare down the road.

[George David](#)

Mar 26, 2009 15:28:24 GMT Unassigned

I have found that if you are asked for directory when you select flat files
select
mount/dvd/

you will only be able to select something if you select a file first.
mount/dvd/somefile.blah

then remove somefile.blah and leave
mount/dvd

then hit continue this worked for me.

also there is a problem with the install if your snmp public and private names are the same.

[Start New Thread >>](#)

[Notify Me >>](#)

[Reply >>](#)

 [Printable version](#)

[Privacy statement](#)

[Using this site means you accept its terms](#)

© 2009 Hewlett-Packard Development Company, L.P.