

New Open Save Export Care Packs Product Selectors

Product List **HP 7506 Switch** x1 Configuration Properties

HP 7506 Switch

7500 Switch Series I/O Slots Power Options Spares Attributes

I/O Slots

Select a module for each slot. Then, to further configure or to add transceivers, select the module from the dropdown menu above. It is NOT recommended to mix the different types of modules in the same chassis.

Note: If switching among chassis models, module selections are retained, slot port numbers may change as necessary. I/O modules marked with * have a TAA variant.


Module 1 / Slot 2

24-port SFP + 2-port 10GbE XFP Extended*

Module 2 / Slot 3

Current PoE supply is 1400 Watts.
Current Internal Power value is 1212.5 Watts.
[Module #1] 7500 24p GbE SFP/2p XFP Ext mod: SFP ports available: 24 XFP ports available: 2

Product View Chassis View



Front

New Open Save Export Care Packs Product Selectors

Product List **HP 7506 Switch** x1 Configuration Properties

HP 7506 Switch

HP 7506 Switch

- [Fabric #1] 7500 384Gbps Fabric/MPU

[Module #1] /500 24p GbE SFP/2p XFP Ext mod

Select a module for each slot. Then, to further configure or to add transceivers, select the module from the dropdown menu above. It is NOT recommended to mix the different types of modules in the same chassis.

Note: If switching among chassis models, module selections are retained, slot port numbers may change as necessary. I/O modules marked with * have a TAA variant.


Module 1 / Slot 2

24-port SFP + 2-port 10GbE XFP Extended*

Module 2 / Slot 3

Current PoE supply is 1400 Watts.
Current Internal Power value is 1212.5 Watts.
[Module #1] 7500 24p GbE SFP/2p XFP Ext mod: SFP ports available: 24 XFP ports available: 2

Product View Chassis View



Front

New Open Save Export Care Packs Product Selectors

Product List **HP 7506 Switch** x1 Configuration Properties

- [Module #1] 7500 24p GbE SFP/2p XFP Ext mod

/500 24p SFP + 2p 10GbE XFP Ext | GbE SFP | GbE CWDM SFP | 10GbE XFP Attributes

7500 24-port GbE SFP and 2-port 10GbE XFP Extended module

TAA compliance For USA Government sales only.

Fast Ethernet SFP


Specify a quantity for each type of SFP transceiver. All optics feature LC connectors.

0 100BASE-FX, MM 1310nm, 2km

0 100BASE-LX, SM 1310nm, 15km

Current PoE supply is 1400 Watts.
Current Internal Power value is 1212.5 Watts.
[Module #1] 7500 24p GbE SFP/2p XFP Ext mod: SFP ports available: 24 XFP ports available: 2

Product View Chassis View



Front